



## Flagship with nanoe™ X technology

**A smart solution specially designed for the tough Nordic climate to keep your home clean, comfortable and welcoming.**

The smart, Flagship now comes with nanoe™ X technology with the benefits of hydroxyl radicals. With advanced control options, class-leading performance, a stylish design and intelligent features, Flagship is designed to make your home comfortable, cleaner and pleasant place to be even in extreme conditions.

### nanoe™ X: Improving protection 24/7.


- nanoe™ X technology with the benefits of hydroxyl radicals
- Acts to clean your air, so that the indoor environment can be a cleaner and pleasant place to be all day long

### SCOP of 5,69.

A third party test at the Danish Technological Institute showed that the Flagship had the impressively high SCOP of 5,69. This means a great energy efficiency.



nanoe™ X



R32	A+++ 5,69 SCOP <sup>21</sup>	A+++ 8,70 SEER	INVERTER+	R2 ROTARY COMPRESSOR	nanoe X	18 dB(A)	AEROWINGS	-35 °C HEATING MODE TESTED BY DTI	SUMMER HOUSE	R22 / R410A / R32 R22 / R410A RENEWAL	INTEGRATION TO S-LINK	BUILT-IN WI-FI	5 YEARS COMPRESSOR WARRANTY
-----	---------------------------------	-------------------	-----------	----------------------	---------	----------	-----------	--------------------------------------	--------------	------------------------------------------	-----------------------	----------------	-----------------------------

Refrigerant gas R32. Our heat pumps containing the refrigerant R32 show a drastic reduction in the value of Global Warming Potential (GWP). — Exceptional Seasonal Heating Efficiency based on the new ErP regulation. Higher SCOP ratings mean greater efficiency - year-round heating savings! — Exceptional Seasonal Cooling Efficiency based on the new ErP regulation. Higher SEER ratings mean greater efficiency - year-round cooling savings! — Inverter Plus System. Classification highlights Panasonic's highest performing systems. — Panasonic R2 Rotary Compressor. Designed to withstand extreme conditions, it delivers high performance and efficiency. — nanoe™ X technology with the benefits of hydroxyl radicals. — Super Quiet. With Super Quiet technology our devices are quieter than a library (18 dB(A)). — Aerowings 2.0, end-to-end vanes enhance comfortable heating. — Heating mode tested by DTI. — Summer House. This innovative function keeps the house at 8/10 or 8/15 °C to avoid freezing pipes during the winter. This function is beneficial for summer or weekend homes. — R410A/R22 renewal. The Panasonic renewal system allows good quality existing R410A or R22 pipe work to be re-used whilst installing new high efficiency R32 systems. — Domestic integration to S-Link - CZ-CAPRA1. Can connect RAC range to S-Link. Full control is now possible. — Built-in Wi-Fi. — 5 Years compressor warranty. We guarantee the outdoor unit compressors in the entire range for five years.

Flagship specially designed for the tough Nordic climate. Thanks to its exceptional performance and reliability, it is one of the best-selling heat pumps in the Nordic region. Its efficiency helps to quickly reaches a comfortable indoor temperature and keeps A+++ class.

### Maximum heating capacity of 3,60 kW at -25 °C <sup>1)</sup>.

- Exceptional maximum heating capacity even in low outdoor air temperature zones
- Top class energy efficiency up to A+++ in heating and cooling



### Smart control.

- Integrated built-in Wi-Fi
- Advanced control via smartphone
- Compatible with Google Assistant and Amazon Alexa <sup>2)</sup>

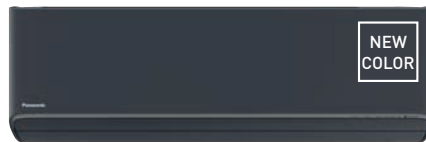

### Ultimate comfort.

- Aerowings 2.0, end-to-end vanes enhance comfortable heating
- Super Quiet ambient

### Design.

- Sleek and stylish design in matt white and graphite grey
- High class, easy-to-use remote control with backlight

1) 2,5 kW model. 3,5 kW model up to -20 °C. 2) Google, Android, Google Play and Google Home are trademarks of Google LLC. Amazon, Alexa and all related logos are trademarks of Amazon.com, Inc. or its affiliates. Availability of Voice Assistant services varies depending on Country and Language. More information about set up procedures: <https://aircon.panasonic.com/connectivity/application.html>.



Maximum capacity			7,50 kW	7,90 kW
Indoor unit white / outdoor unit			CS-HZ25XKE / CU-HZ25XKE	CS-HZ35XKE / CU-HZ35XKE
Indoor unit graphite grey / outdoor unit			CS-HZ25XKE-H / CU-HZ25XKE	CS-HZ35XKE-H / CU-HZ35XKE
Heating capacity	Nominal (Min - Max)	kW	3,20 (0,85 - 7,50)	4,20 (0,85 - 7,90)
Heating capacity at -7 °C <sup>1)</sup>		kW	5,00	5,12
Heating capacity at -15 °C <sup>1)</sup>		kW	4,78	5,00
Heating capacity at -20 °C <sup>1)</sup>		kW	4,20	4,30
Heating capacity at -25 °C <sup>1)</sup>		kW	3,60	3,70
<b>SCOP <sup>2)</sup></b>			<b>5,30 A+++</b>	<b>5,30 A+++</b>
Input power	Nominal (Min - Max)	kW	0,57 (0,17 - 2,16)	0,84 (0,17 - 2,25)
Annual energy consumption <sup>3)</sup>		kWh/a	792	1057
Cooling capacity	Nominal (Min - Max)	kW	2,50 (0,85 - 3,00)	3,50 (0,85 - 4,00)
<b>SEER <sup>2)</sup></b>			<b>8,70 A+++</b>	<b>8,50 A+++</b>
Input power	Nominal (Min - Max)	kW	0,46 (0,17 - 0,67)	0,80 (0,17 - 0,99)
Annual energy consumption <sup>3)</sup>		kWh/a	101	144
<b>Indoor unit</b>				
Air flow in powerful mode	Heat / Cool	m <sup>3</sup> /min	16,80 / 15,22	16,80 / 15,22
Sound pressure <sup>4)</sup>	Heat — Cool (Hi / Lo / Q-Lo)	dB(A)	45 / 24 / 18 — 44 / 25 / 20	45 / 25 / 18 — 44 / 28 / 20
Dimension / Net weight	H x W x D	mm / kg	295 x 870 x 229 / 11	295 x 870 x 229 / 11
nanoe X Generator			Mark 2	Mark 2
<b>Outdoor unit</b>				
Air flow	Heat / Cool	m <sup>3</sup> /min	32,7 / 32,7	34,4 / 34,4
Sound pressure <sup>4)</sup>	Heat — Cool (Hi / Lo)	dB(A)	47 / 44 — 46 / 43	50 / 47 — 48 / 45
Dimension <sup>5)</sup> / Net weight	H x W x D	mm / kg	622 x 824 x 299 / 34	622 x 824 x 299 / 34
Operating range	Heat / Cool Min ~ Max	°C	-25 ~ +24 / +16 ~ +43	-25 ~ +24 / +16 ~ +43
<b>Confirmed operational data from third-party tests</b>				
<b>SCOP <sup>6)</sup></b>			<b>5,69</b>	<b>5,62</b>
<b>Heating capacity at -20 °C <sup>7)</sup></b>		<b>kW</b>	<b>4,29</b>	<b>4,41</b>
<b>Operating range <sup>8)</sup></b>		<b>°C</b>	<b>-35</b>	<b>-35</b>

1) Capacity of the heat pump is tested with powerful mode with deice mode included. 2) SCOP and SEER values are Panasonic Factory official result, Energy Label Scale from A+++ to D. 4) The annual energy consumption is calculated in accordance to EU/626/2011. 4) The sound pressure of the indoor unit shows the value measured of a position of 1 m in front of the main body and 0,8 m below the unit. For outdoor unit 1 m in front and 1 m in rear side of main body. The sound pressure is measured in accordance with JIS C 9612. Q-Lo: Quiet mode. Lo: The lowest set fan speed. 5) Add 70 mm for piping port. 6) SCOP tested by the independent test laboratory DTI in accordance with EN 14825: 2018. 7) The capacity at -20 °C was tested by independent test laboratory DTI in accordance with EN 14511: 2018. 8) Tested by DTI, an independent test laboratory, in accordance with EN 14511: 2018. This temperature is not guaranteed by the factory.

Accessories	
<b>CZ-CAPRA1</b>	RAC interface adapter for integration into S-Link

Accessories	
<b>CZ-RD517C</b>	Wired remote controller for wall-mounted and floor console

# Panasonic®

To find out how Panasonic cares for you, log on to:  
[www.aircon.panasonic.eu](http://www.aircon.panasonic.eu)



Panasonic Nordic  
Branch of Panasonic Marketing Europe GmbH  
Panasonic Heating & Ventilation Air-conditioning Europe  
Sundbybergsvägen 1, SE-171 73 Solna, SWEDEN

heating & cooling solutions